

Download the School Messenger App and never miss a message

Communication with families has never been more important. Our school uses the School Messenger system to efficiently send out emails with important information. However, with increased online security, some of these emails are getting caught in spam filters and families are missing the message.

All distributed messages from the school can also be viewed on the School Messenger app. To ensure your family receives all information from the school, we are encouraging you to download the School Messenger app and turn on push notifications.

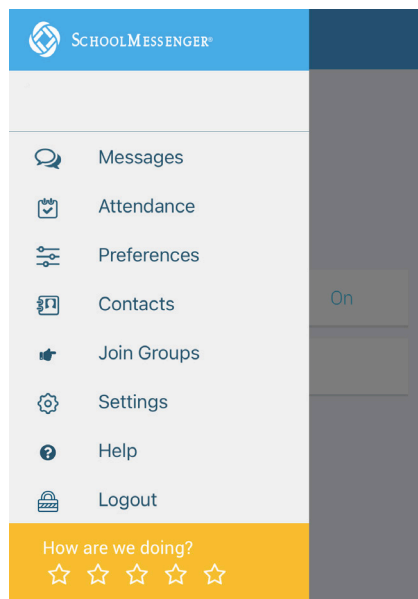


The School Messenger app is free and available from the Apple App Store, the Google Play Store or from the links at <https://go.schoolmessenger.com>.

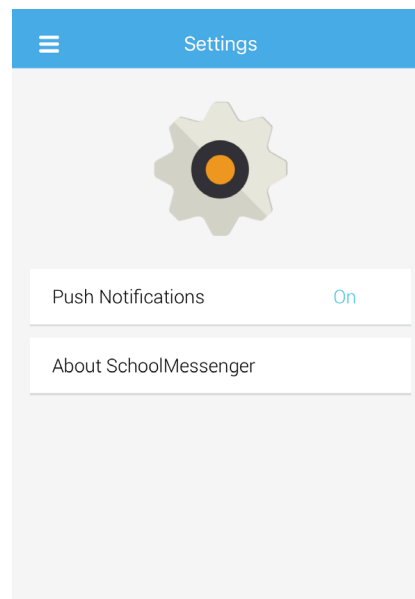
Once downloaded, tap Sign Up to create your account.

Once your account is created, you can set up push notifications so you are informed as soon as the school sends a new message.

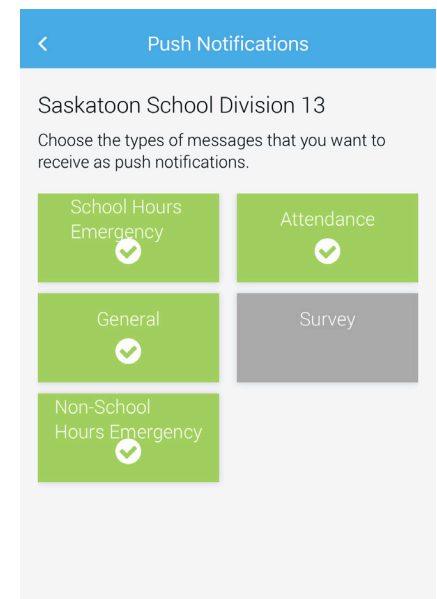
In the menu tap Settings.



Then tap Push Notifications.



Then click on the types of messages for push notifications.



Make sure to click on General, School Hours Emergency and Non-School Hours Emergency to ensure you are notified of all messages pertaining to school operations.

